

Member Center Fact Sheet — 2008

WE
ARE



NARHA Member Centers are very diverse — they range in size, budget, staff size, participants — you name it. One thing they have in common, though, is the desire to offer the safest, most effective, highest-quality Equine Assisted Activities and Therapies to the people they serve. So what do these centers look like, and how are they trying to be successful?



Professionals

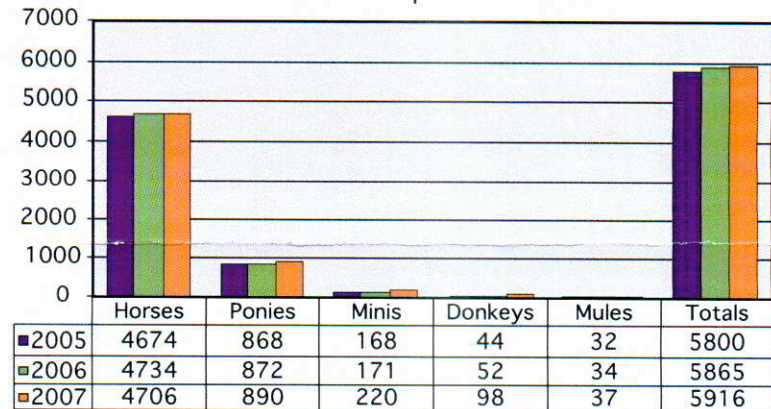
Possibilities

Who Provides the Sweat and Inspiration?

Volunteers are the backbone of any NARHA center, but centers rely on a core staff of paid employees as well. NARHA is 768 center members strong at this report. Those centers:

- Employ 2,680 staff
- Have an average of 3.6 full time employees on staff
- Rely on 30,507 volunteers
- Are led by an executive director with a mean salary of around \$30,000
- Almost 6,000 equines give their energy to NARHA Center programs.

Equines



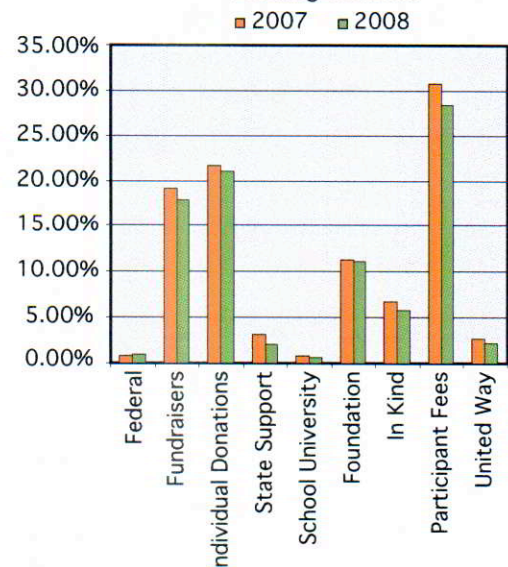
NARHA Center Operations

- NARHA Member Centers reporting are largely nonprofit (92%).
- Centers rely on a variety of sources. Participant fees, individual donations, fundraisers and foundation grants continue to provide the primary income stream.
- NARHA Member Centers continue their resourcefulness in collaborating with other organizations to provide programs to participants.

	2005	2006	2007	2008
Schools/ Universities	361	290	261	343
Rehab Centers	163	128	112	151
Group Homes	287	269	277	351
Govt. Agencies	164	129	143	197
Nursing Homes	39	33	30	37
Hospice	16	22	21	23
Hospital	80	68	72	87

- Almost 80% of NARHA Member Centers prepare an annual budget.
- Many NARHA Centers have business plans (274) and/or strategic plans (266)
- One-half of NARHA Member Centers offer programs year 'round (338) and approximately one-half operate on a seasonal basis (332). The average operating week at NARHA Member Centers is 4 days per week.

Funding Sources



How do Participants Find NARHA Centers?

Centers spend an average of 5.9% of their budget on marketing and 452 centers have some type of marketing material. All NARHA Member Centers in good standing are listed on NARHA's website.

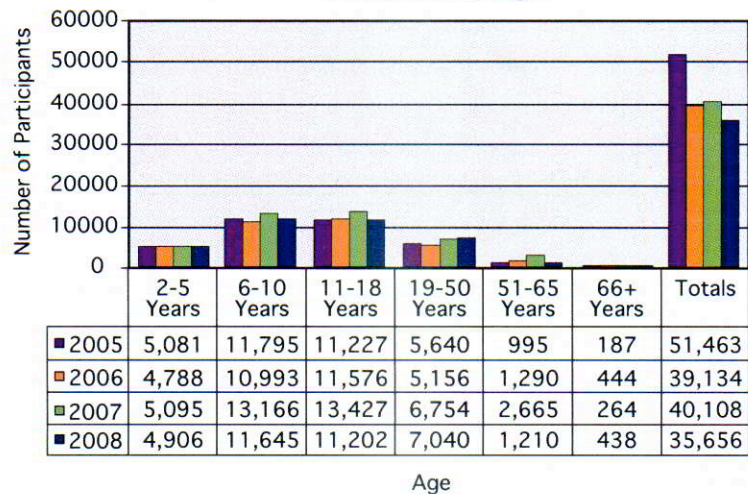
Who Participates at NARHA Centers?

NARHA Member Centers offer a variety of activities and programs to the 35,656 participants they serve. The majority of participants continue to be 6 to 18 years of age.

While there have not been significant swings in the needs served, NARHA Member Centers have seen, over the last four years, a growth of almost 10% in participants with emotional, behavioral or other psychiatric needs; a 6.5% growth in participants with learning disabilities and more than a 6% increase in participants with autism.

Needs Served	Participants
Autism	623
Developmental Delay or Disability	598
ADD	591
Learning Disability	576
Cerebral Palsy	575
Mental Retardation	529
Downs Syndrome	514
Emotional, Behavioral or Other Psychiatric	474
Speech Impairment	470
Head Trauma or Brain Injury	408

Participants by Age



NARHA Member Centers continue to expand the specialty programs offered to participants with steady increases over the last four years.

Program	Centers Offering
Hippotherapy	227
Equine Facilitated Learning	140
Equine Facilitated Psychotherapy	77
Driving	54
Vaulting	65

Some Information About NARHA Centers

NARHA's Centers are large and small, long-time NARHA members and relatively new members. NARHA celebrates every single one: its missions, its participants, its staff, volunteers and exceptional equines.

Length of NARHA Membership	Centers
30 yrs +	15
25 yrs +	41
20 yrs +	71
15 yrs +	67
10 yrs +	100
5 yrs +	194
1-5 yrs	280

Centers by Budget Size

